

# Rack Mounting Kit

## PowerValue 11 RT 1-3 kVA

### User Manual

## Introduction

This Rack Mounting Kit is used to install ABB PowerValue 11 RT units into 19 inches racks. This product is compatible with ABB PowerValue 11 RT 1kVA, 2kVA and 3kVA.

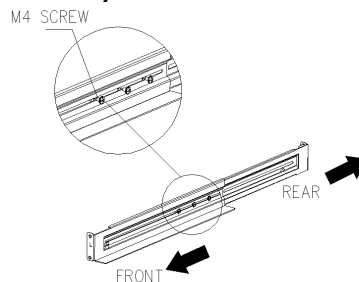
## Unpacking

This Racking Kit for PowerValue 11 RT 1-3kVA includes:

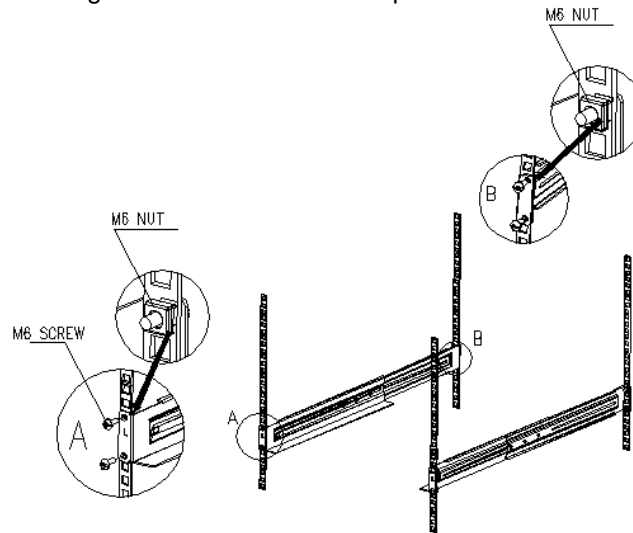
- 1 x 'L' metal slide
- 1 x 'R' metal slide
- 10 x M6 round screw
- 10 x M6 clip nut
- 2 x 90° metal support ("ears")
- 8 x M4 flat screws (black)
- 6 x M4 round screws
- 1 x User manual

## Installation

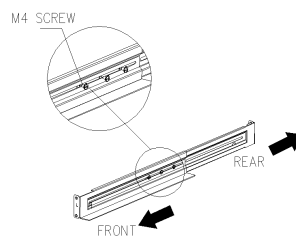
1) Fix the rails with M4 round screws and adjust the distances to the rack size.



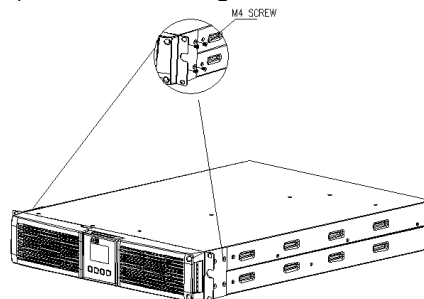
2) Fix the slides to the rack using M6 round screws and clip nuts.



3) Tighten the M4 screws in the middle of the slides



4) Attach the 90° metal pieces (ears) to the UPS using 8 flat M4 screws



5) Slide the UPS into the rack and screw it as indicated with 2 x M6 screws and 2 x M6 nuts.

